

INSTALLING SZapp

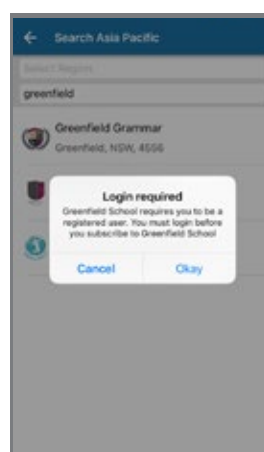
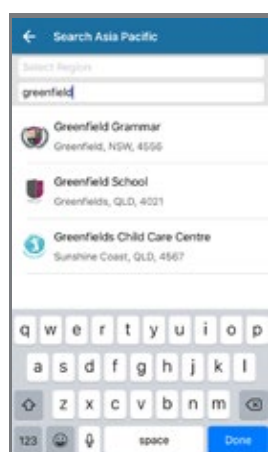
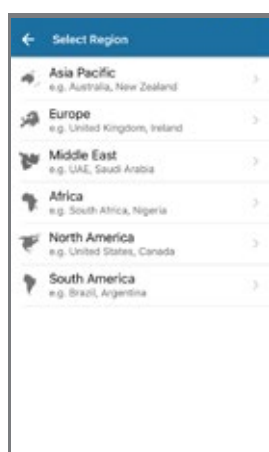


Apple devices:

1. On your device, open the App Store.
2. Search the App Store for SZapp.
3. Download and install SZapp.

Android devices:

1. On your device, open the Play Store.
2. Search the Play Store for SZapp.
3. Download and install SZapp.

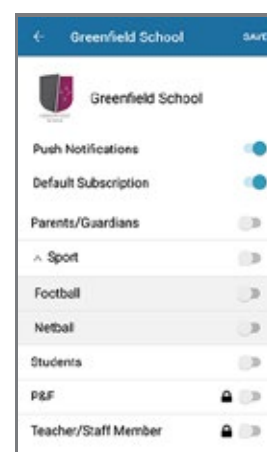
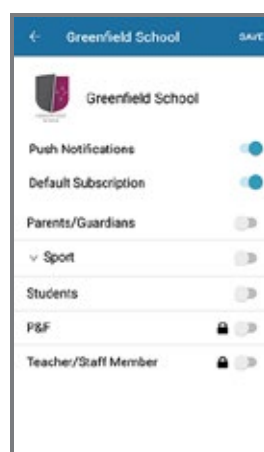
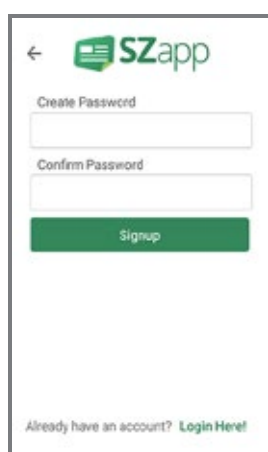
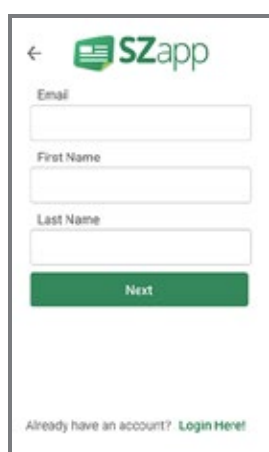


1. FIND YOUR ORGANISATION

Select your organisation's region.
Search for and select your organisation.

2. REGISTER A USER

Before you can add your organisation, you will need to register with your email, or sign in with Google or Facebook.



3. REGISTER A USER

Enter your email and name and then create a password.

St Brigid's Emerald Passcode 6311
Private code for SBE Families only.

4. MANAGING NOTIFICATIONS

Choose which group/s you would like to receive notifications from. Groups with arrows indicate that there are sub-groups which you can join.